

PART NUMBER: MCS056C060

1-BAR MCC PACKAGE

> FEATURES AND BENEFITS



- Micro-Channel Cooled Arrays
- Can Be Packaged With Copper Or ICECUBED™ Ceramic Coolers
- Highest Average Power Available & Is Ideal For High Brightness Applications
- Available Wavelengths: 790-1550nm
- Multi-Wavelength Configurations Available
- Single & Multi-Dimensional MCC Stacks Are Available From 1 To 64 Bars Per Stack With Output Powers Up To 100W CW Per Bar
- MCC Arrays Can Be Lensed Upon Request, With A Typical FAC Of 0.25° (FWHM)

> OPTICAL CHARACTERISTICS

Parameter	Conditions	Typical	Units
CW Power Output	68A at 25°C Heat Sink	60	W
Operating Current	60W at 25°C Heat Sink	68	A
Threshold Current	25°C Heat Sink	18	A
Slope Efficiency	25°C Heat Sink	1.20	W/A
Electrical-Optical Efficiency	60W at 25°C Heat Sink	52	%
Center Wavelength	60W at 25°C Heat Sink	808	nm
Wavelength Tolerance	60W at 25°C Heat Sink	+/-3	nm
Spectral Width	60W at 25°C Heat Sink	1.8	nm
Wavelength Shift	—	0.25	nm/°C
Beam Divergence FWHM	—	38 x 7	x°
Beam Divergence FWHM (Lensed)	—	0.25 x 7	x°

> ELECTRICAL CHARACTERISTICS

Parameter	Conditions	Typical	Units
Series Resistance	25°C Heat Sink	0.002	Ω
Operating Voltage	25°C Heat Sink, 60W	1.7	V

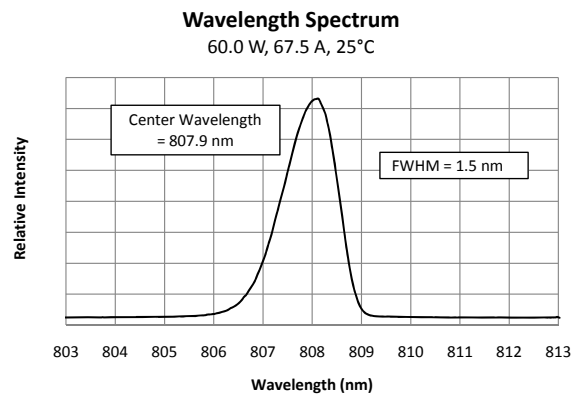
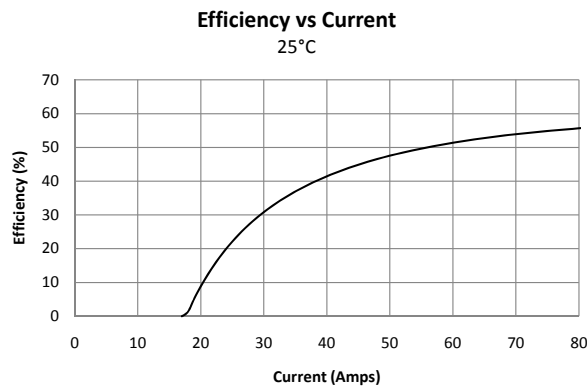
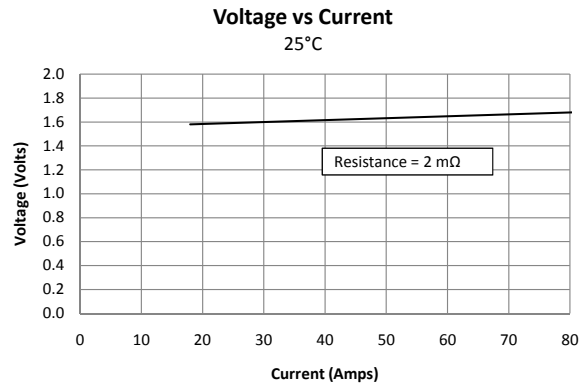
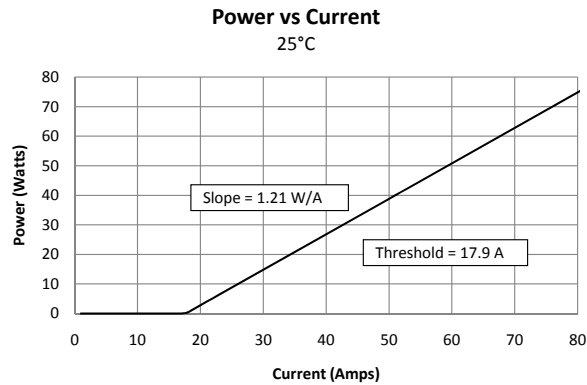
> ABSOLUTE MAXIMUM RATINGS

Parameter	Conditions
Reverse Current	0 A
Reverse Voltage	0 V
Operating Temperature Range	-40°C to 70°C
Storage Temperature Range	-40°C to 85°C

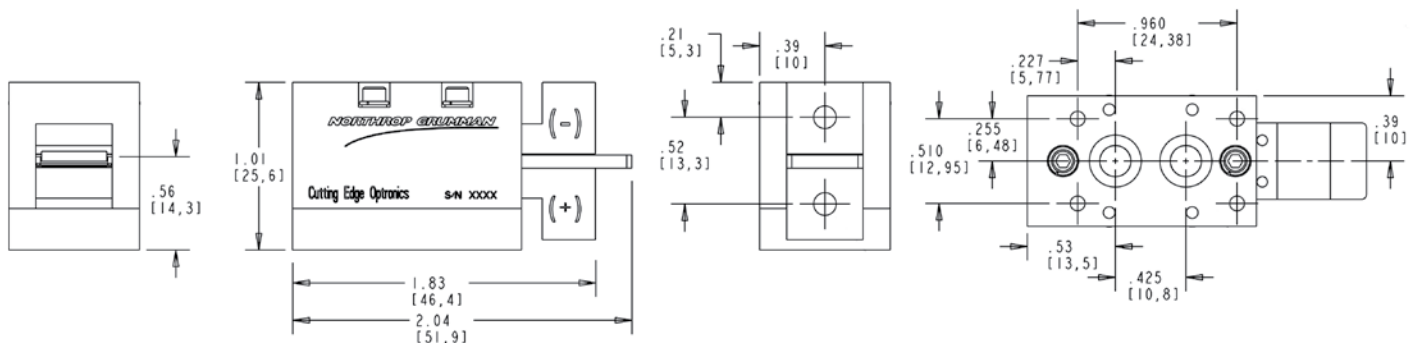
> NOTES

- (1) These specifications apply for operation at 808nm. Other wavelengths available upon request.
- (2) A dry nitrogen environment should be provided by the user when storing and operating at temperatures below ambient dew point.
- (3) Fast axis and slow axis lensing options are available for most NG-CEO heat exchanger designs.

OPTICAL CHARACTERISTICS (SAMPLE)



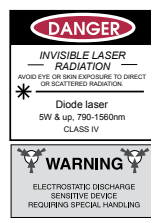
MECHANICAL CHARACTERISTICS



Copyright © 2009 Northrop Grumman Cutting Edge Optronics All Rights Reserved. Northrop Grumman Cutting Edge Optronics reserves the right to change product design and specifications at any time without notice. No license is granted by implication or otherwise under any patents or patent rights of Northrop Grumman Cutting Edge Optronics or others. No responsibility is assumed for the use of these products, nor for any infringement on the rights of others resulting from the use of these products. Information contained herein is believed to be reliable and accurate. Laser diode product components are intended for use in a user-devised end system. However, these products are capable of emitting Class IV radiation. Extreme care must be exercised during their operation. Only persons familiar with the appropriate safety precautions should operate a laser product. Directly viewing the laser beam or exposure to specular reflections must be avoided. Serious injury may result if any part of the body is exposed to the beam. The eye is extremely sensitive to the infrared radiation and therefore, proper eyewear must be worn at all times. Use of optical instruments with these products may increase eye hazard. Always wear proper eye protection when operating. This Product is covered by one or more of the following Patents: 5,898,211 | 5,985,684 | 5,913,108 | 6,310,900 | Other US and Foreign Patents Pending. Notes (1) These specifications apply for operation at 808nm. Other wavelengths available upon request. (2) A dry nitrogen environment should be provided by the user when storing and operating at temperatures below ambient dew point.



Photonic Solutions Ltd Unit 2.2, Quantum Court, Research Avenue South,
HWU Research Park, Edinburgh, EH14 4AP, UK, Tel: +44 (0)131 664 8122
Email sales@photronicsolutions.co.uk Web www.photronicsolutions.co.uk



Rev. B 5/10 001-0001 Document